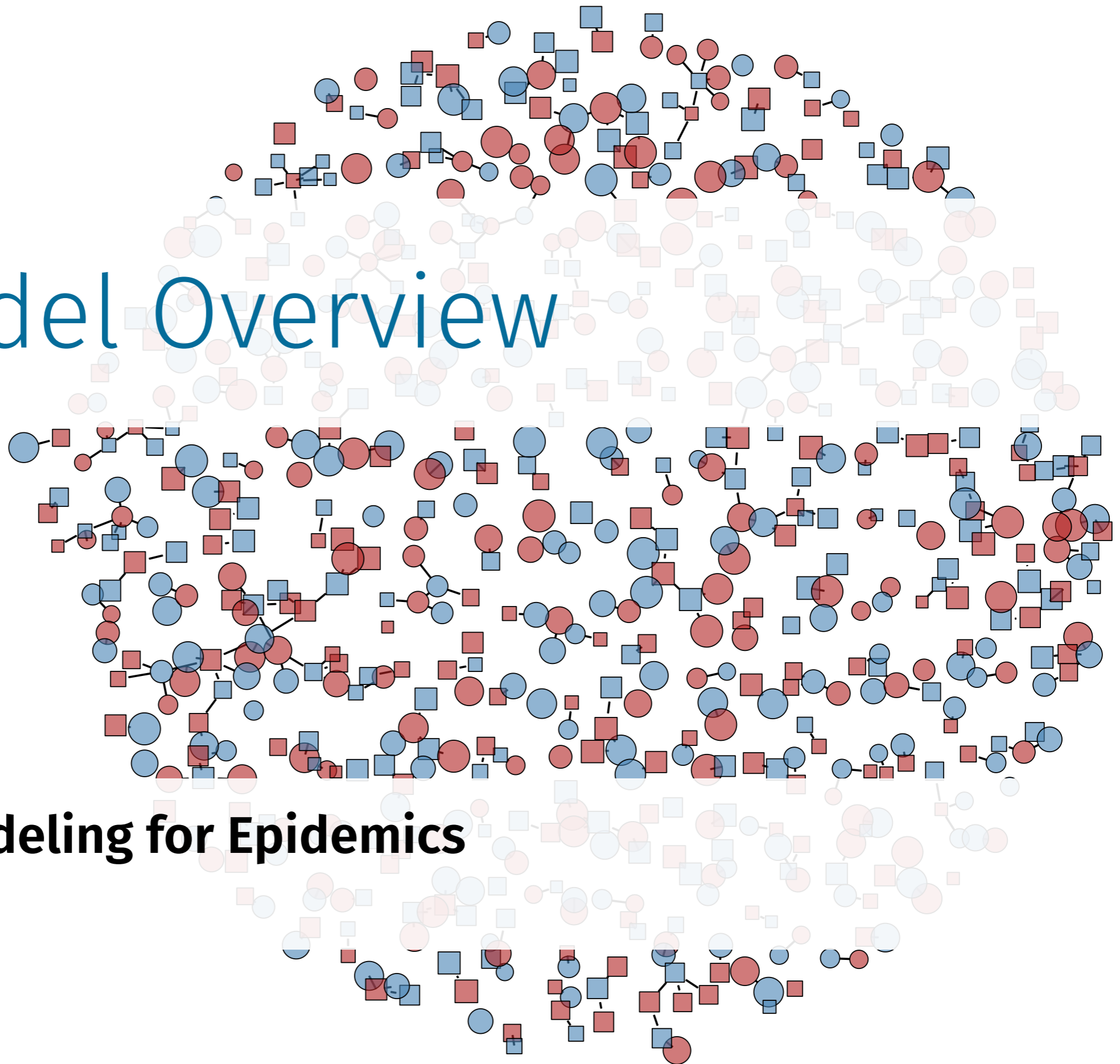


EpiModel Overview

Network Modeling for Epidemics

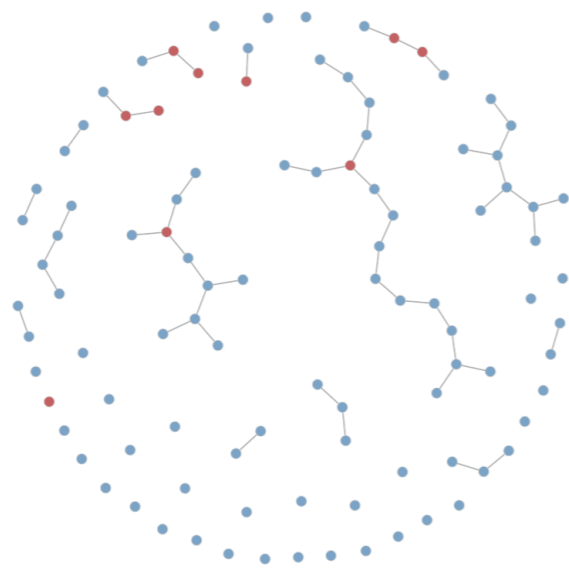
Day 3



Outline for Rest of Week

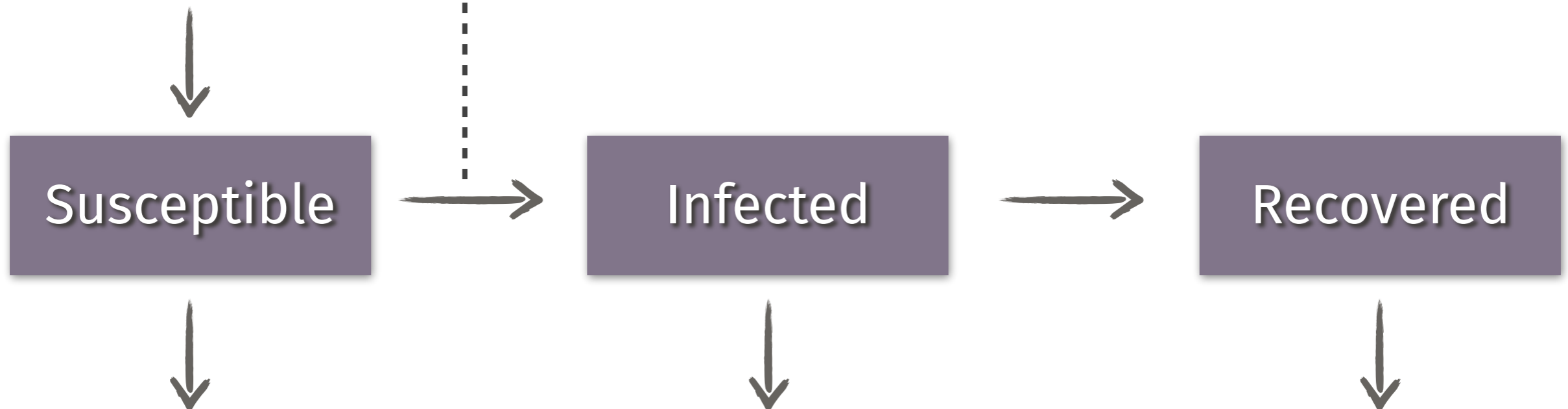
- Wednesday
 - Modeling epidemics + networks = modeling epidemics over networks
 - Core assumption: no feedback of epidemiology on networks
 - One important implication: closed populations
 - Still feedback: *network structure* \implies *epidemiology* and *incidence* \implies *prevalence*
 - Built-in **epidemiology** types (SI, SIR, SIS)
 - Working with nodal attributes, with heterogeneity in network structure and epidemiological parameters
- Thursday
 - Feedback: epidemiology \implies network structure
 - Vital dynamics, “sero-sorting” (edge formation based on changing nodal attributes)
 - Simple vaccine intervention
 - Built-in **epidemiology** types (SI, SIR, SIS), then getting started with extensions
- Friday
 - Getting comfortable with extensions
 - Building a network-based extension model for COVID, step-by-step...

“Built-in Epidemiology”



Fixed
Basic structure of states and flows

Modifiable
Epidemic parameters
Dynamic network structure



```

sti_recov <- function(dat, at) {

# Parameters
rgc.dur.asympt <- dat$param$rgc.dur.asympt
ugc.dur.asympt <- dat$param$ugc.dur.asympt
gc.dur.tx <- dat$param$gc.dur.tx
gc.dur.ntx <- dat$param$gc.dur.ntx

rct.dur.asympt <- dat$param$rct.dur.asympt
uct.dur.asympt <- dat$param$uct.dur.asympt
ct.dur.tx <- dat$param$ct.dur.tx
ct.dur.ntx <- dat$param$ct.dur.ntx

# GC recovery
idsRGC_asympt <- which(dat$attr$rGC == 1 & dat$attr$rGC.infTime < at &
                      dat$attr$rGC.sympt == 0)
idsUGC_asympt <- which(dat$attr$uGC == 1 & dat$attr$uGC.infTime < at &
                      dat$attr$uGC.sympt == 0)
idsRGC_tx <- which(dat$attr$rGC == 1 & dat$attr$rGC.infTime < at &
                  dat$attr$rGC.sympt == 1 & dat$attr$rGC.tx == 1)
idsUGC_tx <- which(dat$attr$uGC == 1 & dat$attr$uGC.infTime < at &
                  dat$attr$uGC.sympt == 1 & dat$attr$uGC.tx == 1)
idsRGC_ntx <- which(dat$attr$rGC == 1 & dat$attr$rGC.infTime < at &
                   dat$attr$rGC.sympt == 1 & dat$attr$rGC.tx == 0)
idsUGC_ntx <- which(dat$attr$uGC == 1 & dat$attr$uGC.infTime < at &
                   dat$attr$uGC.sympt == 1 & dat$attr$uGC.tx == 0)

recovRGC_asympt <- idsRGC_asympt[which(rbinom(length(idsRGC_asympt), 1,
                                             1/rgc.dur.asympt) == 1)]
recovUGC_asympt <- idsUGC_asympt[which(rbinom(length(idsUGC_asympt), 1,
                                             1/ugc.dur.asympt) == 1)]

recovRGC_tx <- idsRGC_tx[which(rbinom(length(idsRGC_tx), 1,
                                     1/gc.dur.tx) == 1)]
recovUGC_tx <- idsUGC_tx[which(rbinom(length(idsUGC_tx), 1,
                                     1/gc.dur.tx) == 1)]

if (!is.null(gc.dur.ntx)) {
  recovRGC_ntx <- idsRGC_ntx[which(rbinom(length(idsRGC_ntx), 1,
                                          1/gc.dur.ntx) == 1)]
  recovUGC_ntx <- idsUGC_ntx[which(rbinom(length(idsUGC_ntx), 1,
                                          1/gc.dur.ntx) == 1)]
} else {
  recovRGC_ntx <- idsRGC_ntx[which(rbinom(length(idsRGC_ntx), 1,
                                          1/rgc.dur.asympt) == 1)]
  recovUGC_ntx <- idsUGC_ntx[which(rbinom(length(idsUGC_ntx), 1,
                                          1/ugc.dur.asympt) == 1)]
}

# CT recovery
idsRCT_asympt <- which(dat$attr$rCT == 1 & dat$attr$rCT.infTime < at &
                      dat$attr$rCT.sympt == 0)
idsUCT_asympt <- which(dat$attr$uCT == 1 & dat$attr$uCT.infTime < at &
                      dat$attr$uCT.sympt == 0)
idsRCT_tx <- which(dat$attr$rCT == 1 & dat$attr$rCT.infTime < at &
                  dat$attr$rCT.sympt == 1 & dat$attr$rCT.tx == 1)
idsUCT_tx <- which(dat$attr$uCT == 1 & dat$attr$uCT.infTime < at &
                  dat$attr$uCT.sympt == 1 & dat$attr$uCT.tx == 1)
idsRCT_ntx <- which(dat$attr$rCT == 1 & dat$attr$rCT.infTime < at &
                   dat$attr$rCT.sympt == 1 & dat$attr$rCT.tx == 0)
idsUCT_ntx <- which(dat$attr$uCT == 1 & dat$attr$uCT.infTime < at &
                   dat$attr$uCT.sympt == 1 & dat$attr$uCT.tx == 0)

recovRCT_asympt <- idsRCT_asympt[which(rbinom(length(idsRCT_asympt),
                                             1, 1/rct.dur.asympt) == 1)]
recovUCT_asympt <- idsUCT_asympt[which(rbinom(length(idsUCT_asympt),
                                             1, 1/uct.dur.asympt) == 1)]

recovRCT_tx <- idsRCT_tx[which(rbinom(length(idsRCT_tx),
                                     1, 1/ct.dur.tx) == 1)]
recovUCT_tx <- idsUCT_tx[which(rbinom(length(idsUCT_tx),
                                     1, 1/ct.dur.tx) == 1)]

if (!is.null(ct.dur.ntx)) {
  recovRCT_ntx <- idsRCT_ntx[which(rbinom(length(idsRCT_ntx),
                                          1, 1/ct.dur.ntx) == 1)]
  recovUCT_ntx <- idsUCT_ntx[which(rbinom(length(idsUCT_ntx),
                                          1, 1/ct.dur.ntx) == 1)]
} else {
  recovRCT_ntx <- idsRCT_ntx[which(rbinom(length(idsRCT_ntx),
                                          1, 1/rct.dur.asympt) == 1)]
  recovUCT_ntx <- idsUCT_ntx[which(rbinom(length(idsUCT_ntx),
                                          1, 1/uct.dur.asympt) == 1)]
}

dat$attr$rGC[recovRGC] <- 0
dat$attr$rGC.sympt[recovRGC] <- NA
dat$attr$rGC.infTime[recovRGC] <- NA
dat$attr$rGC.tx[recovRGC] <- NA

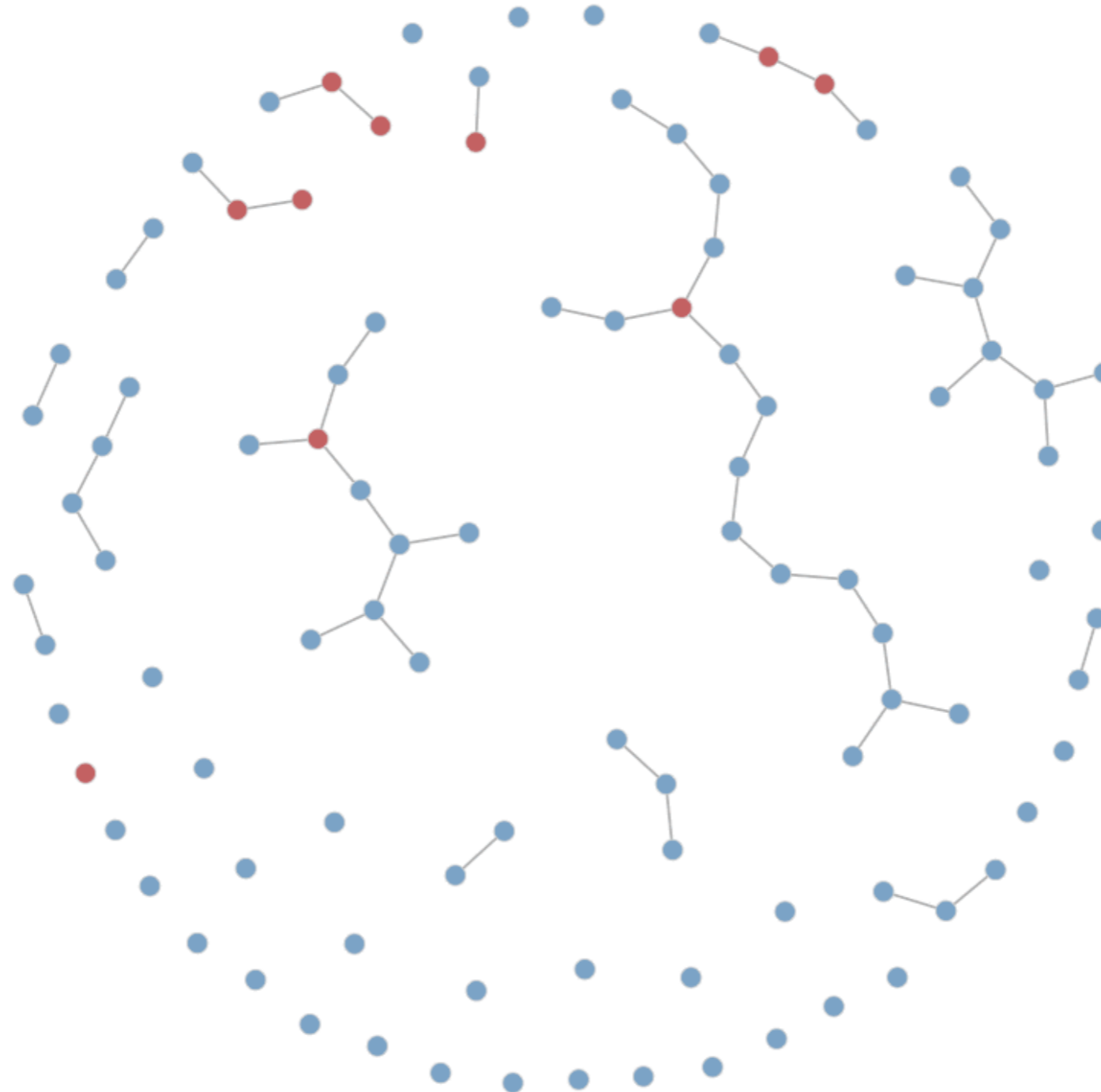
dat$attr$uGC[recovUGC] <- 0
dat$attr$uGC.sympt[recovUGC] <- NA
dat$attr$uGC.infTime[recovUGC] <- NA
dat$attr$uGC.tx[recovUGC] <- NA

dat$attr$GC.cease[c(recovRGC, recovUGC)] <- NA
}

```

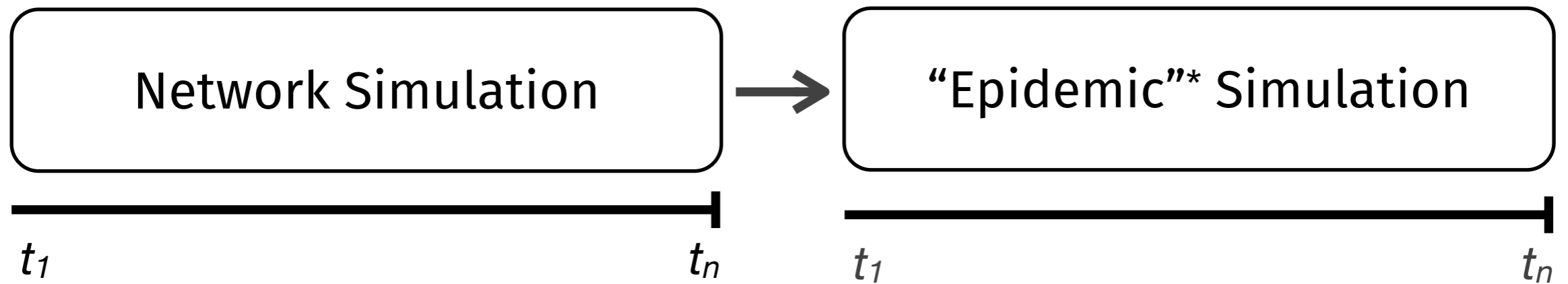
Model Extensions Require Some More Advanced Coding

Closed Population

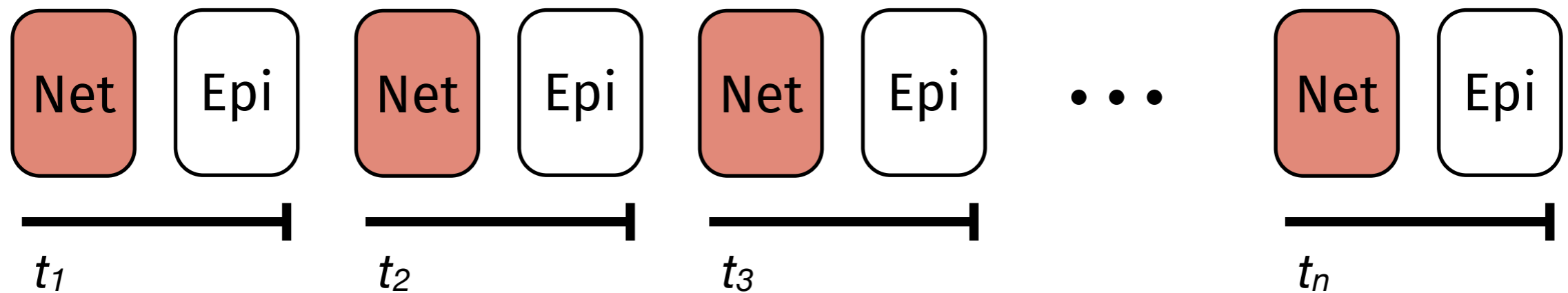


Model Feedback

Models without Feedback



Models with Feedback



“Epidemic” = biological, behavioral, demographic, etc., processes*

EpiModel Workflow for Built-In Models

1. Construct the (empty) network data structure
2. Parameterize the TERGM (formation and dissolution formulas and target statistics)
3. Fit the TERGM, and diagnose the model fit
4. Parameterize the epidemic model
5. Simulate the epidemic
6. Analyze the simulation data

EpiModel Workflow for Built-In Models

1. Construct the (empty) network data structure:
`network_initialize, set_vertex_attribute`
2. Parameterize the TERGM (formation and dissolution formulas and target statistics): `~`, `dissolution_coefs`
3. Fit the TERGM, and diagnose the model fit: `netest, netdx`
4. Parameterize the epidemic model: `param.net, init.net, control.net`
5. Simulate the epidemic: `netsim`
6. Analyze the model data: `print, plot, summary, as.data.frame, ...`

Schedule for Today

(approximate)

Session	Type	Title	Start (PST)	End (PST)
1	Lecture	EpiModel overview	8:00	8:20
2	Tutorial	SIS Dynamic Net	8:20	9:00
3	Lab	First Net Model	9:00	9:50
	break		9:50	10:00
4	Lecture	Model Specification	10:00	10:25
5	Tutorial	Working with Attributes	10:25	11:00
	Lunch		11:00	12:00
6	Lab	Pop Heterogeneity	12:00	12:50
7	Exercise	Ego Data Practice	12:50	1:40
	Break		1:40	1:50
8	Tutorial/Lab	ndtv	1:50	2:35
9	Discussion	wrap-up	2:35	-